

# Wellbeing Theme Board Exception Report

Generated on: 14 September 2009

CY02_P_N0112 Percentage change in under-18 conceptions (per 1000 girls aged 15-17 as compared with the 1998 baseline)		Quarterly values																						
Outcome Lead	Portfolio	Value	Target																					
<b>Sustainable Community Strategy Outcome</b>		Q1 2009/10	-16.5%	-18.1%																				
		Q2 2009/10	-8.2%	-18.1%																				
		Q3 2009/10																						
		Q4 2009/10																						
		2009/10	-8.2%	-18.1%																				
<div style="display: flex; justify-content: space-around;"> <div style="border: 1px solid black; padding: 2px;">x</div> <div style="border: 1px solid black; padding: 2px;">x</div> </div> <p style="text-align: center; background-color: #cccccc; padding: 5px;"><b>Red</b></p>		<p><b>NI 112: Percentage change of under-18 conceptions against 1998 baseline</b></p> <table border="1"> <caption>NI 112: Percentage change of under-18 conceptions against 1998 baseline</caption> <thead> <tr> <th>Quarter</th> <th>% change ag</th> <th>Target</th> </tr> </thead> <tbody> <tr> <td>Jan-March 2007</td> <td>0.30%</td> <td>-16.50%</td> </tr> <tr> <td>April-June 2007</td> <td>32.60%</td> <td>-16.50%</td> </tr> <tr> <td>July-Sept 2007</td> <td>6.40%</td> <td>-16.50%</td> </tr> <tr> <td>Oct-Dec 2007</td> <td>14.40%</td> <td>-16.50%</td> </tr> <tr> <td>Jan-March 2008</td> <td>-16.50%</td> <td>-16.50%</td> </tr> <tr> <td>April-June 2008</td> <td>-8.20%</td> <td>-16.50%</td> </tr> </tbody> </table>		Quarter	% change ag	Target	Jan-March 2007	0.30%	-16.50%	April-June 2007	32.60%	-16.50%	July-Sept 2007	6.40%	-16.50%	Oct-Dec 2007	14.40%	-16.50%	Jan-March 2008	-16.50%	-16.50%	April-June 2008	-8.20%	-16.50%
Quarter	% change ag	Target																						
Jan-March 2007	0.30%	-16.50%																						
April-June 2007	32.60%	-16.50%																						
July-Sept 2007	6.40%	-16.50%																						
Oct-Dec 2007	14.40%	-16.50%																						
Jan-March 2008	-16.50%	-16.50%																						
April-June 2008	-8.20%	-16.50%																						
<p><b>Definition:</b> The change in the rate of under 18 conceptions per 1,000 girls 15-17 years resident in the area for the current calendar year, as compared with the 1998 baseline rate, shown as a % of the 1998 rate.</p> <p><b>Good performance</b> is typified by a higher percentage reduction from the baseline figure.</p> <p><b>ABG Funding:</b> £ 272,037            Cosmic (£4,358); Substance Misuse Coordinator (£4454); Teenage Pregnancy Local Implementation Grant (£170,000); TP sexual health (£51,375); 4YP (Bus) (£32,125); Libraries for life (£9,725)</p>																								

### **Explanation of current performance**

There is a 14 month time-lag in the release of conception statistics, as they are partly compiled from birth registration data. 2009/10 will be reporting the calendar year 2008.

The chart shows that between Jan-March 2008 (Q1 2008) there has been a percentage decrease from the 1998 baseline, from 14.4% in Q4 2007 (62 actual conceptions) to -16.5% Q1 2008 (45 actual conceptions).

This is first time we have achieved a quarterly average rate lower than our 1998 base rate. Although we have not achieved our 2009/10 target (-18.1%), this is a significant improvement.

Data available for April-June 2008 (Q2 2008) shows that there has been a small increase from the Q1 2008 figure- a percentage change of -8.2% on 1998 baseline (49 actual conceptions). This is positive news as our Q2 rates have consistently shown a significant increase from Q1.

### **Current Activities**

Current developments include:

**Strategic-** The redevelopment of the Teenage Pregnancy Strategic Partnership Board to include an Executive Board to be chaired by Cllr Reith. The first meeting of the Executive Board will take place on the 18<sup>th</sup> September 2009; and the Implementation Group (currently the Strategic Partnership Board) will meet on the 21<sup>st</sup> September 2009. Task and Finish groups will be reformed with strategic leads and operational leads to focus on:

- Improving the uptake of longer acting reversible contraception (LARC)
- Improving the uptake of contraception and sexual health data
- A pilot targeted schools programme
- Improving access to contraception and sexual health post-termination
- Improving Sex and Relationships Education (SRE)/ well-being

information and guidance for pupils, parents and staff in schools  
The findings from a new sexual health needs assessment are due at the end of September from NHS Haringey.

**Communication-** A targeted publication made with and for leaving care and asylum team clients and the production of Z cards, postcards and booklet promoting 4YP services, contraception and sexual health, advice and guidance on safe relationships and key messages on young people's emotional and physical wellbeing;

**Delivery of SRE and PSHE-** A thorough SRE mapping exercise across all primary, secondary, special schools, post 16 settings and young people's settings to inform key tasks for SRE sub group;

**Provision of young people focused contraception and sexual health services (CASH)-** NHS Haringey has integrated sexual health and family planning services in a weekly clinic for women only, under 20s at Lordship Lane Health Centre called 4YP Plus. Clinical services (contraception, condoms, LARC, pregnancy testing and Chlamydia screening,) have been extended to the 4YP Haringey under-18 outreach programme and extended to all three area Integrated Youth Support Services (IYSS) youth projects with the 4YP Nurse running fortnightly clinical sessions;

**Workforce Development and Training-** The piloting of Speakeasy Together and RU Ready/ Delay training workshops;

**Targeted work with at risk groups-** An additional Pre Intensive and Intensive Teens and Toddlers programme has been agreed for Haringey. This is part of an extensive DCSF funded research programme targeting a further 50 girls in Years 9 and 10 identified as at risk, including children in care and those at the Pupil Support Centre. The Pre Intensive Programme will be completed in July 2009 and the Intensive Programme will begin in September 2009 and be completed in July 2010. These programmes are running alongside Haringey's own Teens and Toddlers programmes which are led by Haringey trained facilitators.

A teenage pregnancy at risk assessment tool is being developed to be used

by professionals and partners and in addition, a data set identified which could identify a database of young people 'most at risk'.

### **Best Practice**

The following boroughs have achieved significant reductions between 1998-2006:

- Hammersmith & Fulham -36.5%
- Hackney -28%
- Tower Hamlets -24.2%
- Newham -20.5%

DCSF attribute success to engagement with delivery partners, a senior local champion, effective sexual health services, prioritisation of sex and relationship education, focus on targeted interventions, training on sex and relationships for partner organisation, a well resourced youth service and a good local communication strategy.

### **Emerging Risk**

Impact on local public services and the well being of children and young people.

### **Performance discussion date:**



The first meeting of the Teenage Pregnancy Executive Board will take place on the 18<sup>th</sup> September 2009 to consider a progress report on the past 6 months. The Implementation Group will meet on the 21<sup>st</sup> September 2009. The Board and the Group will be considering the revised Teenage Pregnancy Action Plan.

### **Equality Impact**




These are young women 15 – 18 years. The profile of this section of the population is as follows:

Total number of young women 15 – 18 6,384

British 32%, White Other 17%, Mixed 9%, Asian 9%, Caribbean 14%, African 16%, Other 3%.  
 A TP Conception Monitoring Scorecard is being developed to support analysis, including age, ethnicity and ward.

<b>CY02_P_N0053a Prevalence of breast-feeding at 6-8 wks from birth - Percentage of infants being breastfed at 6-8 weeks</b>		Quarterly values	
Outcome Lead	Portfolio		
<b>Sustainable Community Strategy Outcome</b>		Q1 2009/10	49%
		Q2 2009/10	61.7%
		Q3 2009/10	63.3%
		Q4 2009/10	64.8%
		2009/10	46.4%
			60%
			
<b>Red</b>			
<p>Q1 2009-10 prevalence is low, as we are still awaiting data from a number of GPs who have been late to submit due to H1N1swine flu. This additional data will be resubmitted to NHS London and the Department of Health when it becomes available. The expected impact should lift performance above target.</p>			

<b>AC02_P_N0126 Early Access for Women to Maternity Services</b>		Quarterly values	
Outcome Lead	Portfolio		
<b>Sustainable Community Strategy Outcome</b>		Q1 2009/10	73.6%
		Q2 2009/10	80.0%
		Q3 2009/10	
		Q4 2009/10	

		2009/10	73.6%	80.0%
				
<b>Red</b>				
<p>A Maternity Action Plan is in place, overseen by the Maternity Steering Group. NHS Haringey is working with GPs and the Acute Trusts to ensure GPs are referring as soon as possible and that hospitals/midwives can see women quickly. However the big issue, particularly in Haringey, is that many women still present to their GP late in their pregnancy. This means they cannot be seen within the target timescales. This will be addressed by long-term social marketing.</p>				

<b>UE06_H_N0156 Number of households living in temporary accommodation</b>		Quarterly values	
<b>Outcome Lead</b>	<b>Portfolio</b>		
<b>Sustainable Community Strategy Outcome</b>		<b>Value</b>	<b>Target</b>
		Q1 2009/10	4280
		Q2 2009/10	4112
		Q3 2009/10	
		Q4 2009/10	
		2009/10	4112



Amber



The reduction in homeless households in temporary accommodation fell during August to 4267 a fall of 54 during the month . The target reduction for the year was 996 , to date for this financial year the reduction of households in TA has been 281 . The average reduction for the first 5 months has been 56 households per month compared with a target of 80 per month . It is planned that the delivery of project to reduce the number of Tenants in Emergency Accommodation will provide significant impetus to the ongoing reduction of households in TA. A detailed review of performance through the first 6 months will be undertaken during October to focus upon areas for increasing the reduction to ensure the annual target is achieved .